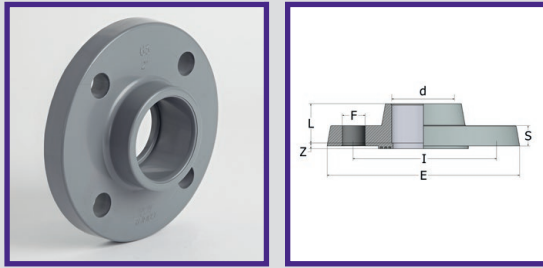


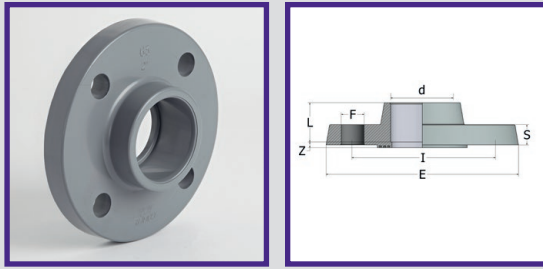
ABS PRESSURE FITTINGS PLAIN

FULL FACE FLANGE – NP10/16




d	PART NO	L	Z	I	E	S	HOLES	Bolt Dia	Wt (g)	Box
1/2"	011.141.02Z	16	4.5	65	95	11	4	M12	58	100
3/4"	011.141.03Z	19	4.5	75	105	12	4	M12	76	60
1"	011.141.04Z	22	4.5	85	115	14	4	M12	110	50
1 1/4"	011.141.05Z	26	4.5	100	142	15	4	M16	176	50
1 1/2"	011.141.06Z	31	4.5	110	152	16	4	M16	224	48
2"	011.141.07Z	38	4.5	125	165	18	4	M16	304	36
2 1/2"	011.141.08Z	44	6	145	185	19	4	M16	391	15
3"	011.141.09Z	51	7	160	200	20	8	M16	548	30
4"	011.141.10Z	61	8	180	220	22	8	M16	650	24

FULL FACE FLANGE – BS10 TABLES D & E



d	PART NO	L	Z	I	E	S	HOLES	Bolt Dia	Wt (g)	Box
1/2"	011.141.02W	16	4.5	67	95	11	4	M12	58	100
3/4"	011.141.03W	19	4.5	73	105	12	4	M12	76	60
1"	011.141.04W	22	4.5	83	115	14	4	M12	110	50
1 1/4"	011.141.05W	26	4.5	88	142	15	4	M12	176	50
1 1/2"	011.141.06W	31	4.5	98	152	16	4	M12	224	48
2"	011.141.07W	38	4.5	115	165	18	4	M16	304	36
2 1/2"	011.141.08W	44	6	127	185	19	4	M16	391	15
3"	011.141.09W	51	7	146	200	20	4	M16	548	30
4" E	011.141.10W	61	8	178	220	22	8	M16	650	24


BLANK FLANGE – NP10/16



UNIVERSALLY DRILLED ABS BLANK FLANGE AVAILABLE IN 2" – 6"

SIZE	PART NO	E	I	HOLES	Bolt Dia	Wt (g)
1/2"•	011.161.02Z	95	65	4	M12	75
3/4"•	011.161.03Z	105	75	4	M12	100
1"•	011.161.04Z	115	85	4	M12	137
1 1/4"•	011.161.05Z	140	100	4	M16	225
1 1/2"•	011.161.06Z	150	110	4	M16	280
2"•	011.161.07Z	165	125	4	M16	355
2 1/2"•	011.161.08Z	185	145	4	M16	488
3"•	011.161.09Z	200	160	8	M16	640
4"•	011.161.10Z	220	180	8	M16	825
6"•	011.161.12Z	285	240	8	M20	1589


BLANK FLANGE – BS10 TABLES D & E



UNIVERSALLY DRILLED ABS BLANK FLANGE AVAILABLE IN 2" – 6"

SIZE	PART NO	E	I	HOLES	Bolt Dia	Wt (g)
1/2"•	011.161.02W	95	67	4	M12	75
3/4"•	011.161.03W	102	73	4	M12	100
1"•	011.161.04W	114	83	4	M12	137
1 1/4"•	011.161.05W	121	87	4	M12	225
1 1/2"•	011.161.06W	133	98	4	M12	280
2"•	011.161.07W	152	114	4	M16	355
3"•	011.161.09W	184	146	4	M16	640
4" D•	011.161.10V	216	178	4	M16	825
4" E•	011.161.10W	216	178	8	M16	825
6"•	011.161.12W	279	235	8	M20	1589

BLANK FLANGE – ASA 150



UNIVERSALLY DRILLED ABS BLANK FLANGE AVAILABLE IN 2" – 6"

SIZE	PART NO	E	I	HOLES	Bolt Dia	Wt (g)
1/2"•	011.161.02X	89	60	4	M12	75
3/4"•	011.161.03X	98	70	4	M12	100
1"•	011.161.04X	114	79	4	M12	137
1 1/4"•	011.161.05X	117	89	4	M12	225
1 1/2"•	011.161.06X	127	98	4	M12	280
2"•	011.161.07X	152	121	4	M16	355
3"•	011.161.09X	191	152	4	M16	640
4"•	011.161.10X	229	191	8	M16	825
6"•	011.161.12X	279	241	8	M20	1589

• NON COMER PRODUCT

UK Wide Next Day Delivery*

epco customers can place orders up to 5pm for next day delivery to most addresses in the UK*

ABS

PVC IMPERIAL

PVC METRIC

POLYPROPYLENE

COMPRESSION FITTINGS

GUIDELINES

