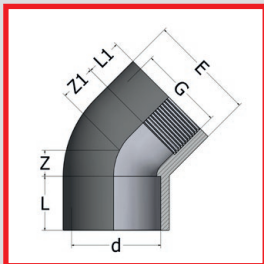


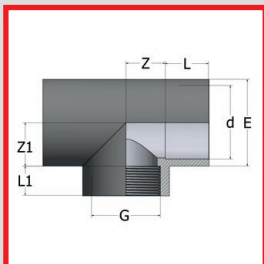
PVC IMPERIAL PRESSURE FITTINGS PLAIN / THREADED (BSP)

45° ELBOW



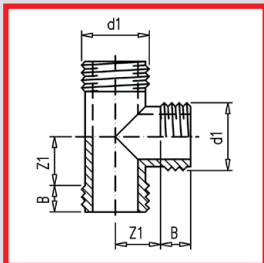
d x G	PART NO	L	L1	Z	Z1	E	Wt (g)	Box
1/2"	021.042.02	16	15	5.5	6.5	28	15	800
3/4"	021.042.03	19	16.3	6	8.7	34	25	500
1"	021.042.04	22	19.1	8	10.9	42	41	250
1 1/4"	021.042.05	26	21.4	10	14.6	51	69	150
1 1/2"	021.042.06	31	21.4	12	21.6	61	125	170
2"	021.042.07	38	25.7	15	27.3	75	235	90
2 1/2"	023.042.07508K	44	30.2	18	31.8	89	355	50
3"	021.042.09	51	33.3	21	38.7	106	535	30
4"	021.042.10	61	39.3	25	46.7	129	1000	16

EQUAL TEE



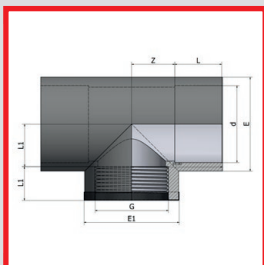
d x G	PART NO	L	L1	Z	Z1	E	Wt (g)	Box
1/2"	021.062.02	16	15	11	12	27.5	25	200
3/4"	021.062.03	19	16.3	14	16	33.5	38	250
1"	021.062.04	22	19.1	17	19.7	42	69	130
1 1/4"	021.062.05	26	21.4	23	19.9	51	106	80
1 1/2"	021.062.06	31	21.4	28	27.6	61	213	90
2"	021.062.07	38	25.7	34	37.6	75	380	50
2 1/2"	023.062.07508K	44	30.2	40	46.3	89	505	32
3"	021.062.09	51	33.3	48	53.8	106	882	20
4"	021.062.10	61	39.3	58	65.7	132	1455	9

TEE – EXTERNAL THREAD ON ALL SIDES



SIZE	PART NO	Z1	B	RATED	Wt (g)	Box
1 1/4"•	021.573.04	26	21	10 BAR	79	175

EQUAL TEE – S/S REINFORCED



d x G	PART NO	L	L1	Z	Z1	E	E1	Wt (g)	Box
1/2"	021.362.02	16	15	11	12	27.5	28.5	32	220
3/4"	021.362.03	19	16.3	14	16.7	33.5	34.5	50	250
1"	021.362.04	22	19.1	17	19.9	42	43	81	140
1 1/4"	021.362.05	26	21.4	21	25.6	51	52	127	80
1 1/2"	021.362.06	31	21.4	26	35.6	61	62	230	90
2"	021.362.07	38	25.7	33	45.3	75	76	390	50

• NON COMER PRODUCT

UK Wide Next Day Delivery*

epco customers can place orders up to 5pm for next day delivery to most addresses in the UK*

ABS

PVC IMPERIAL

PVC METRIC

POLYPROPYLENE

COMPRESSION FITTINGS

GUIDELINES

