

ABS

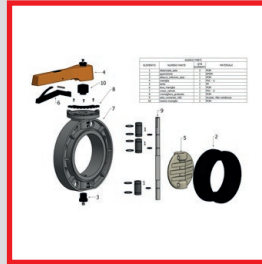

PVC IMPERIAL

PVC METRIC

POLYPROPYLENE

COMPRESSION FITTINGS

GUIDELINES

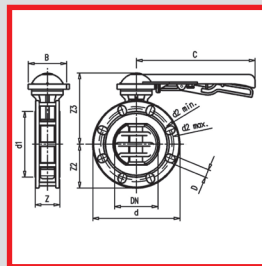


BUTTERFLY VALVE  
DESIGNED FOR  
INSTALLATION  
BETWEEN THE  
FOLLOWING FLANGES:  
2" – 6" NP10/16  
8" – NP10

**BUTTERFLY VALVE – PVC BODY & POLYPROPYLENE DISC C/W EPDM LINER & SEALS – BZP STEM**

SIZE	PART NO	A	B	C	D	E	F	L	Wt (g)	Box
2" – 2 1/2"	023.73EL.075Q-C	250	40	54	191	152.5	19 x 26.5	239	1555	2
3"	023.73EL.090Q-C	240	38	50	185	135	19.5 x 29.5	219	1380	2
4"	023.73EL.110Q-C	284	43	57.3	227	185	19 x 24.5	239	2220	2
5"	023.73EL.140Q-C	325	48	67.3	255	210	21.9 x 27	274	3400	1
6"	023.73EL.160Q-C	349	48	67.5	284	239	22 x 25	274	3870	1
8"	023.73EL.225Q-C	412	56	77	347	289	23 x 32	274	6440	1

PRICES AVAILABLE ON APPLICATION FOR STAINLESS STEEL STEM VERSION



BUTTERFLY VALVE  
DESIGNED FOR  
INSTALLATION  
BETWEEN THE  
FOLLOWING FLANGES:  
2" – 6" NP10/16  
8" – NP10

**BUTTERFLY VALVE – PVC BODY & PVC DISC – EPDM LINER & SEALS – STAINLESS STEEL STEM**

SIZE	PART NO	d	d1	d2	Z	Z1	Z2	Z3	B	C	NxD	Wt (g)
2 1/2"•	023.73EL.075Q-V	185	106	128/144	53	134	92.5	174	108	270	4x19	2030
3"•	023.73EL.090Q-V	200	125	145/160	53	141.5	100	181	108	270	8x19	2320
4"•	023.73EL.110Q-V	220	150	165/160	63	151.5	110	192	108	270	8x19	2740
5"•	023.73EL.140Q-V	250	188	204/215	71	162.5	125	203	108	340	8x23	3960
6"•*	023.73EL.160Q-V	285	214	230/242	78	180	142.5	221	108	340	8x23	4860
8"•*	023.73EL.225Q-V	340	266	280/298	81	233	170	289	150	420	8x23	8830

\* WE ARE ABLE TO OFFER BUTTERFLY VALVES WITH FPM SEALS AND/OR HANDWHEEL OPERATED WITH REDUCTION GEAR IN LARGER SIZES

EXTENSION STEM ALSO AVAILABLE

• NON COMER PRODUCT

**UK Wide Next Day Delivery\***

epco customers can place orders up to 5pm for next day delivery to most addresses in the UK\*

